

■ S3.20.D1 Heusser-Inset Lock

Tray depth 20 mm / flush-mounted handle



Purpose of use

Flush flush-mounted handle in sports halls, sliding doors, pass doors and fire safety doors. Not suitable for emergency exits in accordance with EN 179.

Design

Material	Stainless steel 1.4301
Surface	polished
Socket	9 mm
Handle	with hex screw
	Guide 16 mm
	3.5 mm protruding

Order details

Spacing	S3.20.D1.0 blank
	S3.20.D1.2 RZ-74, 78, 94 mm
	S3.20.D1.3 PZ-72, 78, 88, 92 mm
Direction	Right/left

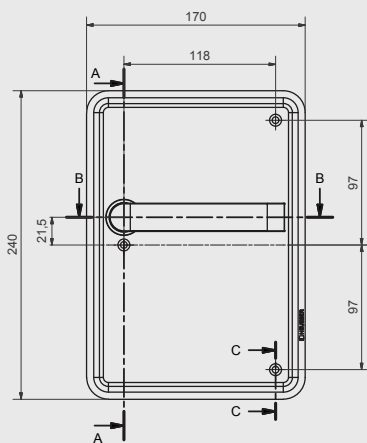
Accessories

Screw set for opposite screwing.

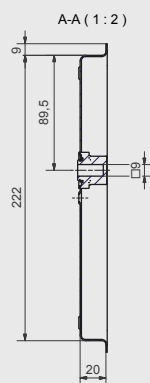
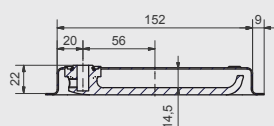
S3.20.D1 handle, right



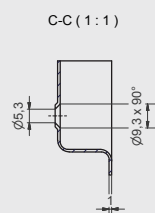
EDEL-
STAHL



B-B (1:2)



A-A (1:2)



C-C (1:1)